

Boy Scout/Varsity Uniform Inspection Sheet

Uniform Inspection

Conduct the uniform inspection with common sense; the basic rule is neatness.

15 pts ◀ **General Appearance.** Allow 3 points for each:

- Good posture
- Clean face and hands
- Combed hair
- Neatly dressed
- Clean fingernails

Notes _____

5 pts ◀ **Headgear.** All troop members must wear the headgear chosen by vote of the troop/team.

Notes _____

15 pts ◀ **Shirt and Neckwear.** Official long- or short-sleeve uniform shirt with green or blaze orange shoulder loops on epaulets. The troop/team may vote to wear a neckerchief, bolo tie, or no neckwear. In any case, the collar should be unbuttoned. The troop/team has the choice of wearing the neckerchief over the turned-under collar or under the open collar.

Notes _____

15 pts ◀ **Pants/Shorts.** Official uniform pants or shorts; no cuffs. (Units have no option to change.)

Notes _____

5 pts ◀ **Belt.** Official Boy Scout web belt with BSA insignia on buckle; or official leather belt with buckle of your choice, worn only if voted by the troop/team. Members wear one of the belts chosen by vote of the troop/team.

Notes _____

5 pts ◀ **Socks.** Official socks with official shorts or pants. (Long socks are optional with shorts.)

Notes _____

5 pts ◀ **Shoes.** Leather or canvas, neat and clean.

Notes _____

5 pts ◀ **Registration.** Current membership card or temporary certificate on person.

Notes _____


30 pts ◀ **Insignia.*** Correct placement: left pocket, 5 points; right pocket, 5 points; left sleeve, 5 points; right sleeve, 5 points; merit badge sash, 5 points; shoulder epaulets, 5 points.

**Insignia points from reverse (30 possible)*

70 pts ◀ **Uniform points.** Total points from above (70 possible)

100 pts ◀ **Total Uniform Inspection Score**

Uniform and insignia points combined.
A perfect score is 100 points.



Total Uniform Inspection Score ▶

Name _____ Unit No. _____

District _____

**Our unit inspection
will be held on**

Bring this form with you.

Boy Scout/Varsity Uniform Inspection Sheet

5 pts Merit Badge Sash

- If worn, merit badges are attached to front (and back, if needed) of sash.
- Venture/Varsity letter is attached at bottom front corner.
- Temporary insignia may be worn on back.

Notes _____

5 pts Shoulder Epaulets

- Green shoulder loops identify Boy Scouting (all members of a troop).
- Blaze (orange) loops identify Varsity Scouting.

Notes _____

5 pts Right Sleeve

- U.S. flag emblem centered directly below shoulder seam. Only the most recently earned Journey to Excellence Award may be worn below patrol emblem or below the National Honor Patrol star.

Notes _____

5 pts Left Sleeve

- Council shoulder emblem, unit numeral, and veteran unit bar are worn as shown and touching each other.
- On the official shirt, the badge of office is centered on the pocket, as shown. On the official uniform shirt, the badge of office is centered and touching the unit numeral, or centered 4 inches below the shoulder seam.
- On the shirt, the Trained Leader emblem is centered as shown at the top of the pocket flap. On the official uniform shirt the veteran unit bar (25, 50, 55, 60, 65, 70, 75, or 80 years) is positioned above, touching troop numeral and below touching the council emblem. For shirts without sleeve pockets, the Trained strip is worn just below the badge of office.
- Den chief cord is worn over the left shoulder, under epaulet.

Notes _____

5 pts Right Pocket


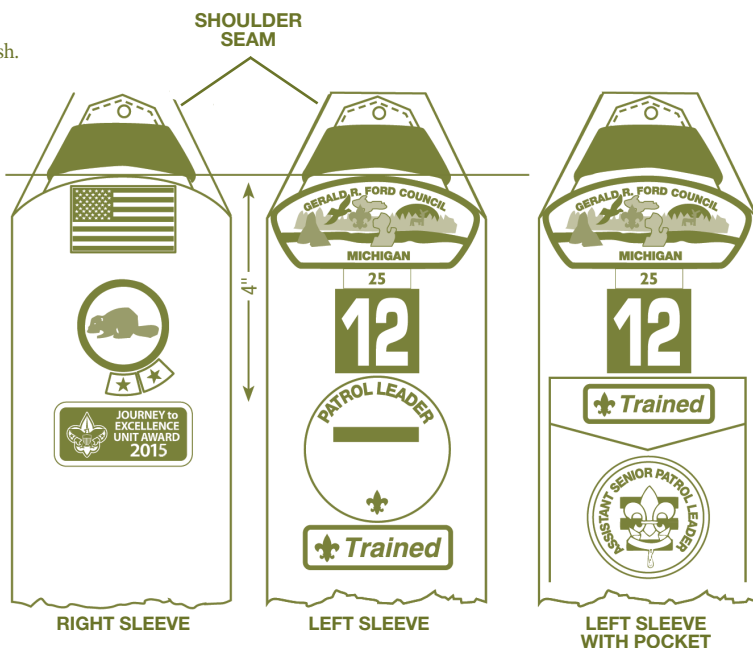
- Jamboree insignia (only one) is worn above BSA or interpreter strip.
- Order of the Arrow lodge insignia is worn on pocket flap.
- Temporary insignia is worn centered on the pocket or hung from the button.
- The Varsity or Venture strip is worn above the BSA strip or above the interpreter strip.
- Nameplate, if worn, is centered above the BSA strip, interpreter strip, and Venture or Varsity strip. If no Order of the Arrow lodge emblem is worn, the name plate is centered on the pocket flap.

Notes _____

5 pts Left Pocket

- Service stars are centered above the pocket, $\frac{3}{4}$ inch from top point to top point and $\frac{3}{8}$ inch from either the pocket or embroidered knots.
- Embroidered square knots are worn centered above the pocket in rows of three.
- No more than five medals may be worn, pinned centered immediately above the pocket (extending over knots if both are worn).
- The wearing sequence for knots or medals is at the wearer's discretion and lead color is to the wearer's right.
- Badges of rank are worn centered on the pocket above the Arrow of Light Award, as shown.
- The World Crest emblem and World Crest Ring are worn centered horizontally over the left pocket and vertically between the left shoulder seam and the top of the pocket.

Notes _____



30 pts Total Insignia Score (transfer to other side)



1325 West Walnut Hill Lane • P.O. Box 152079 • Irving, Texas 75015-2079
<http://www.scouting.org>

SKU 618365



7 30176 32384 8

34283 2015 Printing